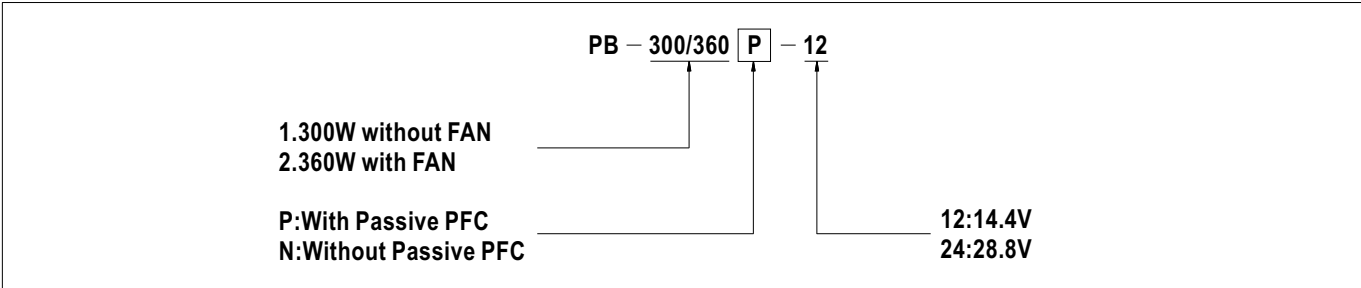




■ Features :

- 3 stage charging
- AC 115/230VAC selected by switch
- Built-in passive PFC function compliance to EN61000-3-2 Class A (option)
- Protection:Reverse Polarity/Short circuit/Over voltage/Over temperature
- Charger for lead-acid batteries
- 2 color LED loading indicator
- Low cost, High reliability
- FAN on/off control(Depends on charging current)
- 2 years warranty

CBC (CE for P type only)

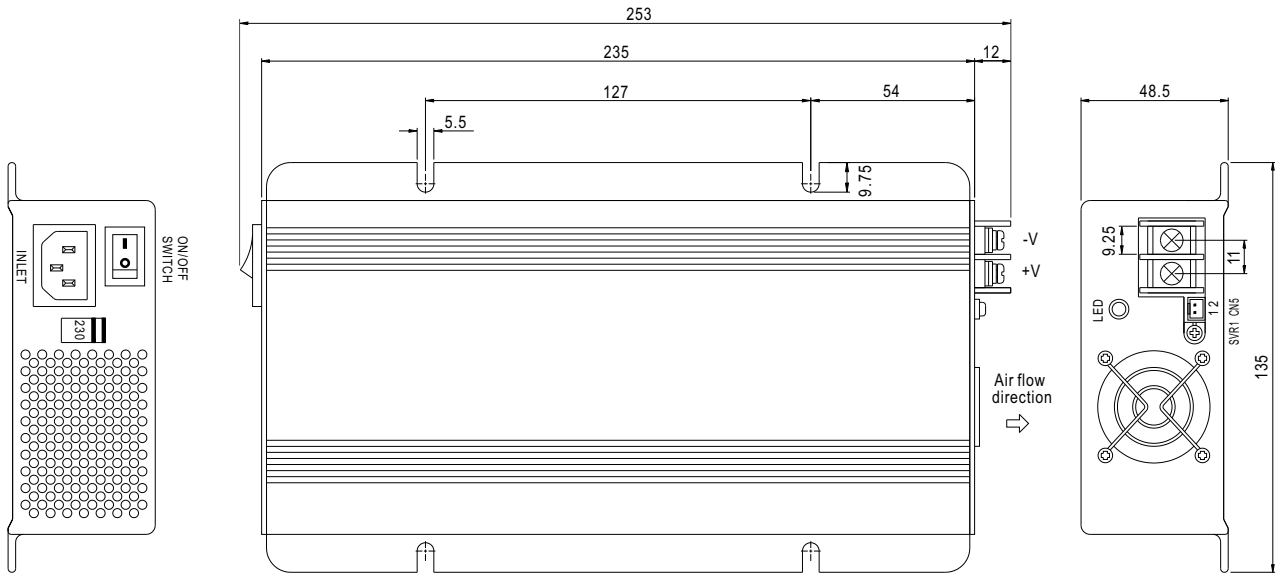


SPECIFICATION

MODEL		PB-360□-12	PB-360□-24
OUTPUT	BOOST CHARGE VOLTAGE	14.4V	28.8V
	FLOAT CHARGE VOLTAGE	13.6V	27.2V
	VOLTAGE ADJUSTABLE RANGE	13 ~ 14.7V	26 ~ 28.8V
	RECOMMENDED BATTERY CAPACITY(AMP HOURS)(Note 5)	80 ~ 200Ah	40 ~ 125Ah
	BATTERY TYPE	Open & Sealed Lead Acid	
	OUTPUT CURRENT	24.3A	12.5A
INPUT	VOLTAGE RANGE	90 ~ 132VAC / 180 ~ 264VAC selected by switch	
	FREQUENCY RANGE	47 ~ 63Hz	
	EFFICIENCY (Typ.)	85%	86%
	POWER FACTOR (Typ.)	>0.65 (with P type) at 230VAC	
	AC CURRENT (Typ.)	7A/115VAC	3.5A/230VAC
	INRUSH CURRENT (Typ.)	COLD START 60A	
	LEAKAGE CURRENT	<3.5mA / 240VAC	
PROTECTION	OVER LOAD	90 ~ 110% rated output current Protection type : Constant current limiting, recovers automatically after fault condition is removed	
	REVERSE POLARITY	By internal fuse	
	OVER VOLTAGE	16 ~ 18V	31 ~ 35V
	OVER TEMPERATURE	Protection type : Automatically derate charge current until zero	
FUNCTION	REMOTE CONTROL (CN5)	Open: Normal work Short: Stop Charging	
ENVIRONMENT	WORKING TEMP.	-20 ~ +60°C (Refer to output load derating curve)	
	WORKING HUMIDITY	20 ~ 90% RH non-condensing	
	STORAGE TEMP., HUMIDITY	-40 ~ +85°C, 10 ~ 95% RH	
	TEMP. COEFFICIENT	±0.05%/°C (0 ~ 45°C)	
	VIBRATION	10 ~ 500Hz, 2G 10min./1cycle, 60min. each along X, Y, Z axes	
SAFETY & EMC (Note 4)	SAFETY STANDARDS	IEC60335-2-29 CB Approved by TUV	
	WITHSTAND VOLTAGE	I/P-O/P:3KVAC I/P-FG:1.5KVAC O/P-FG:0.5KVAC	
	ISOLATION RESISTANCE	I/P-O/P, I/P-FG, O/P-FG:100M Ohms/500VDC	
	EMI CONDUCTION & RADIATION	Compliance to EN55022 (CISPR22) Class B	
	HARMONIC CURRENT	Compliance to EN61000-3-2,-3 (only P type)	
OTHERS	EMS IMMUNITY	Compliance to EN61000-4-2,3,4,5,6,8,11; ENV50204, EN55024, Light industry level, criteria A	
	MTBF	115.8Khrs min. MIL-HDBK-217F (25°C)	
	DIMENSION	253*135*48.5mm(L*W*H)	
	PACKING	1.5Kg; 6pcs/10Kg/0.95CUFT	
NOTE	<p>1. All parameters NOT specially mentioned are measured at 230VAC input, rated load and 25°C of ambient temperature.</p> <p>2. Ripple & noise are measured at 20MHz of bandwidth by using a 12" twisted pair-wire terminated with a 0.1uf & 47uf parallel capacitor.</p> <p>3. Tolerance : includes set up tolerance, line regulation and load regulation.</p> <p>4. The power supply is considered a component which will be installed into a final equipment. The final equipment must be re-confirmed that it still meets EMC directives.</p> <p>5. This is Mean Well's suggested range. Please consult your battery manufacturer for their suggestions about maximum charging current limitation.</p>		

Mechanical Specification

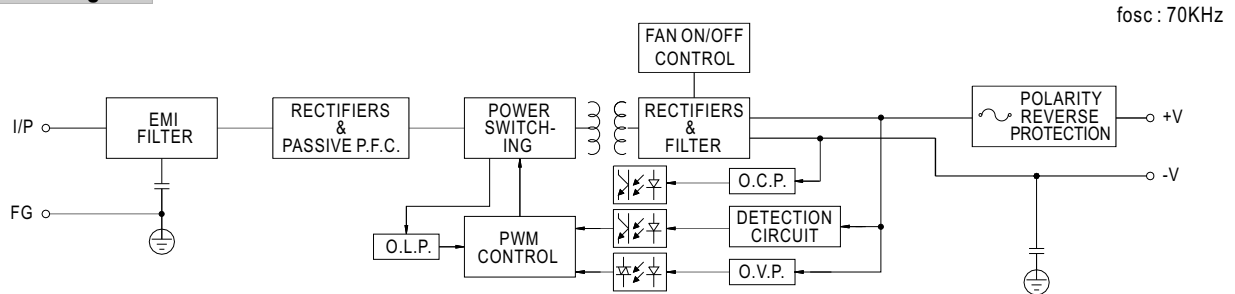
Case No.801A Unit:mm



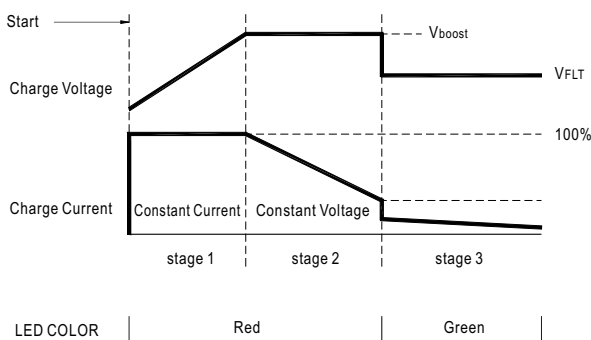
Remote Control(CN5) : JST B2B-XH or equivalent

Assignment	Mating Housing	Terminal
PIN1,2 Open: Normal work	JST XHP or equivalent	JST SXH-001T-P0.6 or equivalent
PIN1,2 Short: Stop Charging		

Block Diagram



Charging Curve



State	PB-300/360-12	PB-300/360-24
Vboost	14.4V	28.8V
VFLT	13.6V	27.2V

Output Load VS Temperature

